




# Business Analysis with the Unified Modelling Language

## Objectives

In this session, we will talk about

- **Administrative framework for the course**
  - Fire procedures, security, facilities, timings etc...
- **Course Objectives**
  - Setting the scene and context for the course
- **Course Format**
- **Questions**
- **Introductions**

# Health, Safety and Environment



Fire exits



No smoking



Security




Mobiles




Messages



Helpdesk



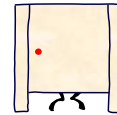
Timings



Breaks



Lunch



Toilets

## Course Objectives

### 🎯 By the end of the course, you will be able to

- Understand OO principles
- Able to produce the set of models that forms a UML Analysis :
  - Use Cases/Scenarios, Activity Diagrams, Class Diagrams, Sequence Diagrams, StateCharts

### 🎯 With the help of

- Plenty of Examples
- Plenty of Exercises

Object-oriented (OO) principles and techniques are widely accepted in the software development industry. The methods and models used are said to be relatively easy to learn, as they are similar to the way that we, as humans, view the real world.

By the end of the course, you will feel comfortable with object-oriented principles and techniques, and with the Unified Modelling Language (UML). You will have had the opportunity to practice using use case analysis, OO and UML in a case study, and you will have created UML models. Most importantly, you should be able to understand how using OO, following a development process and the UML notation, can help your business to produce better, more maintainable, extendable and modifiable systems.

If you are interested in additional topics that aren't mentioned here, the instructor may be able to cover these offline, on an individual basis. Please feel free to ask the instructor for further information.

## Assumptions

- The course does not require you to have prior knowledge of object technology
- Basic knowledge of Business Analysis is expected

The course does not assume that delegates have had any prior exposure to object-oriented development. All the OO principles and terminology needed to understand this course will be covered.

## What This Course is *Not*

### 🚫 Not a Business Process

- UML is a notation that needs a Supporting Process (eg RUP)

### 🚫 Not a Business Benefit Evaluation

- UML typically starts once the Business Vision has been approved

### 🚫 Does not teach any UML tools.

- You will almost certainly need tools; it is important to bed down the concepts first – that's what this course does.

### 🚫 Does not equip you to describe every problem

- UML is aimed at problems that have significant behavioural content and is particularly suited to those that will have a software solution

You should satisfy yourself that you do not expect the course to deliver any of the above. The course doesn't because UML doesn't.

If you want the Business Vision/Justification etc then the Rational Unified Process (RUP) course would be more appropriate.

If the nature of the business problem that will be implemented in software is related to the production of tabular data (without any business rules), then a straight database approach might be better.


## UML and this course


- ▶ The UML notation could be taught in a day.
- ▶ This course teaches you how to use it effectively.
- ▶ A graphical and textual notation for concepts
  - ▶ Rich and expressive, but can be used simply
  - ▶ Text allowed/encouraged when graphics prove difficult
- ▶ UML is independent of process and lifecycle
  - ▶ The Rational Unified Process (RUP) was designed to be a
  - ▶ It specifies a lifecycle and workflows
  - ▶ This course does not cover the RUP




Please note that the UML is 'sold' as a fairly intuitive and limited (though rich) notation. It is not intended to solve every problem "mathematically" – indeed, it cannot. It can be used only to represent the outcomes of your modelling activities. Naturally, these models may aid the modelling process by revealing what isn't known or by prompting further questions, but at the end of the day a UML model can only represent your knowledge and understanding of a domain. If your knowledge and understanding is at fault, then that's another problem entirely! The UML is not a method, it is only a language. However UML has the advantages of being a better, more complete, less ambiguous notation than its predecessors, and can be customised more easily while retaining widespread consulting, training and CASE tool support.

UML itself does not mandate a process – you have to provide that yourself. There are a few available; Catalysis and Select Enterprise to name but two. The Rational Unified Process (RUP) is not in itself a method – it is a collection of tools, artefacts, activities, workflows and role descriptions from which a method, tailored to meet local needs, can be assembled. A 'brand-name' method is not specifically used in this course but the techniques we will be discussing are common to nearly all of them.


Course Delivery





**Course workbooks**




**Practical sessions**



**Questions and exercises**



**Lecture material**



**Refreshments**

©tecademy
8

The benefits from having the slides and notes such as this attached to the workbooks is that it enables the instructor to talk about the main points in hand, without having to go into every last detail. You will often find additional examples and supplementary material within the notes. It is hoped that this 'slides and notes' format provides a more useful reference after the course has finished.

Most chapters will culminate in practical sessions that help you to comprehend the elements covered in the chapter fully.

We will aim to cover the essential concepts, but please feel free to ask questions about more advanced topics.

## Any Questions?

🎯 Please feel free to ask questions as they occur to you



©tecademy

9

The golden rule for the course is: *If in doubt, ask!* No matter how trivial or obscure the question, the instructor will be only too pleased to answer your questions during the course. More advanced issues can be dealt with on a one-to-one basis, where appropriate.

## About You...

Two minutes each on:

🎯 **Your Name**

- **Organisation**
- **Role**
- **Experience**
  - Related to the course prerequisites

🎯 **What you want from the course**

- Highlight a key objective or topic if possible

🎯 **Something you like to do for fun**

- And are prepared to talk about in public!

